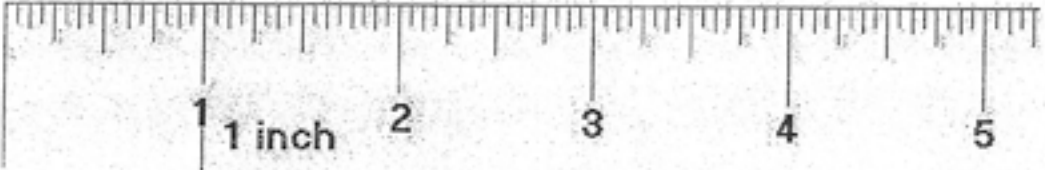







READING A RULER

The ruler is divided into twelve inches. The typical ruler is broken into one sixteenths of an inch. Each inch has sixteen equal spaces.

 <p>All whole numbers represent inches.</p>	
 <p>1/16th of an inch</p>	<p>One space is equal to 1/16th of an inch. The one sixteenth inch line indicators are shorter than the one eighth inch line indicators.</p>
 <p>1/8th of an inch</p>	<p>Two spaces are equal to 1/8th of an inch. The one eighth inch line indicators are shorter than the one quarter inch line indicators.</p>
 <p>1/4th of an inch</p>	<p>Four spaces are equal to 1/4 of an inch. The one quarter inch line indicators are shorter than the one half inch line indicators.</p>
 <p>1/2 of an inch</p>	<p>Eight spaces are equal to 1/2 of an inch. The half inch line indicators are the longest lines other than the full one inch marks.</p>
 <p>1 1/16th of an inch</p>	<p>Once an inch marker is passed, the whole number is placed before the fraction.</p>